



TimeStation

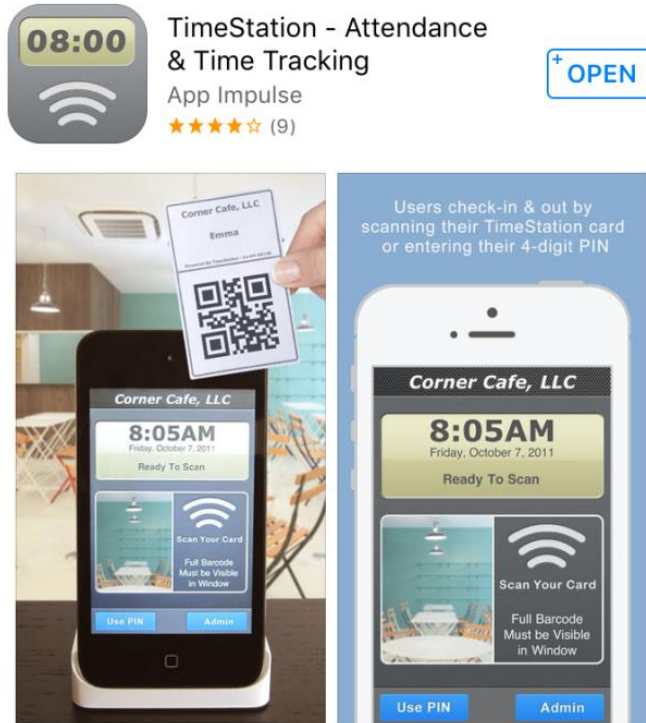
To Join:

1. Go you your email and open TimeStation (could be sent to junk mail)
2. Click the link and create a password.

Highlights:

- Clocks your time for you and your employer
- Uses GPS location

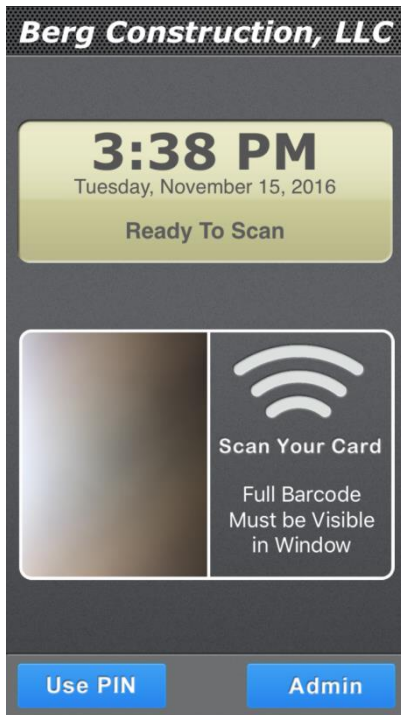
1. Go to your app store and download the free app TimeStation



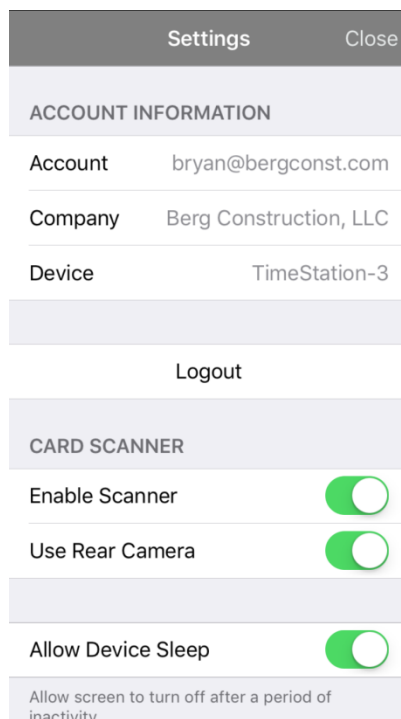
2. Once downloaded select the app and login, make sure your location services is on



3. Select admin and login again



4. Turn on enable scanner, use rear camera and click close at the top of the screen



5. Scan the barcode on your card to sign in and out



6. You can also click the pin at the bottom of the screen and enter the pin that's on the back of your card to sign in and out.

